

Disinfectant Choices

Disinfectant solutions can be either store bought or self-made. Before you purchase a disinfectant solution in the store to use in the child care facility, be sure to read the product label, including all instructions on the label. Note whether or not the product can or cannot be used on food-like surfaces or in locations where children are present. The product label will tell you if gloves or any other type of personal protective equipment is required when using the product.

Another option is to make your own disinfectant solution by using household bleach. The instructions for this solution are shown below.

Household Bleach


Household bleach is convenient, easily accessible, and an economical choice for most facilities to use as a disinfectant. Be sure to keep these solutions labeled and stored away from children and pets. Also keep them separate from food items.

Always use this solution in well-ventilated rooms, bringing in fresh air periodically.

RECIPES


Household Bleach Solution

NON-POROUS




1/4 cup bleach in 1 gallon of water

+




1 GALLON

DISHES & TOYS



1 tablespoon bleach in 1 gallon of water

+



1 GALLON

Important notes about bleach:

- ▶ Bleach loses its strength and is weakened by heat and sunlight. Therefore, **make a fresh bleach solution daily.**
- ▶ Spray bottles and containers should be **clearly labeled** and stored **out of reach** of children.
- ▶ **Do not mix bleach with ammonia** or other household chemicals because it **produces noxious and very dangerous fumes.**